

SEG Backlit – Connecting 2 Frames - Setup Instruction Sheet






Step 1: Connect the plastic clips (4)

Align the 2 frames as close as possible and snap on the plastic clip on the top and bottom as indicated by the circles. Repeat for the opposite side.



Step 2: Install the locking bracket (4)

Slide the bracket into at the positions indicated by the circles. Ensure the frames are aligned to ensure that the bracket slides all the way down.



Swing the arm to lock the bracket in place. Repeat for the opposite side.