

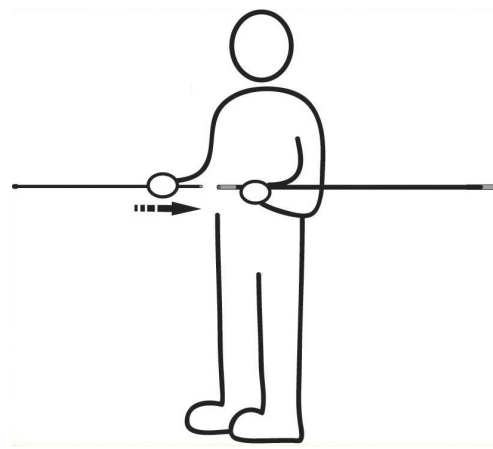

## Flag Banner Setup Instruction Sheet

**Step 1:** Take everything out of the bag (Poles, Base and Fabric Graphic)



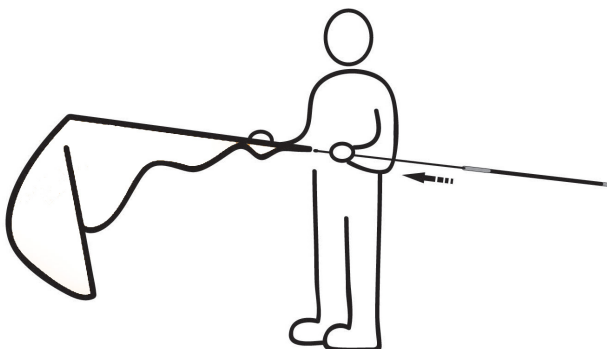
**Step 2:** Screw the 4 base legs together with the center support

**Step 3:** Connect the poles together, starting from the thickest pole to the thinnest



**Step 4:** Insert the pole into the fabric graphic

**Step 5:** Place assembled fabric graphic into the base and secure them together with the string tie



**To disassemble:** Reverse Step 1 through 5.