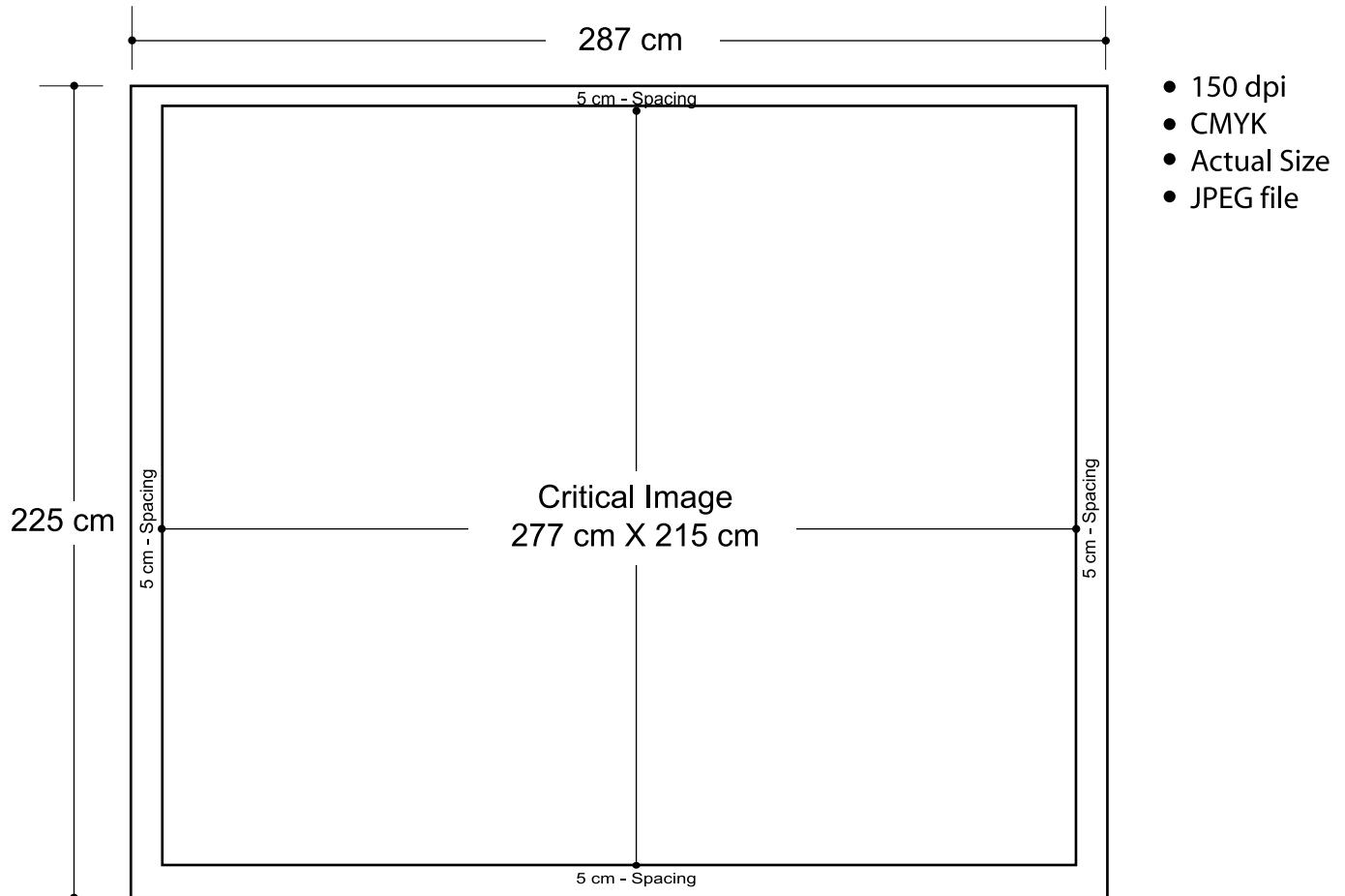


20x20 Modular System (Model#2020S01)

Graphic Specifications

Backwall - Main - QTY 1



*Design Tips:

Limit Gradient Effects

We don't suggest you to use any gradient effect because when you look closely to the print, you will see transition lines. If you really need to use it, our acceptance level is looking from 2 meters away, the transition lines would be barely visible. Please contact us for further clarification.

5cm Border

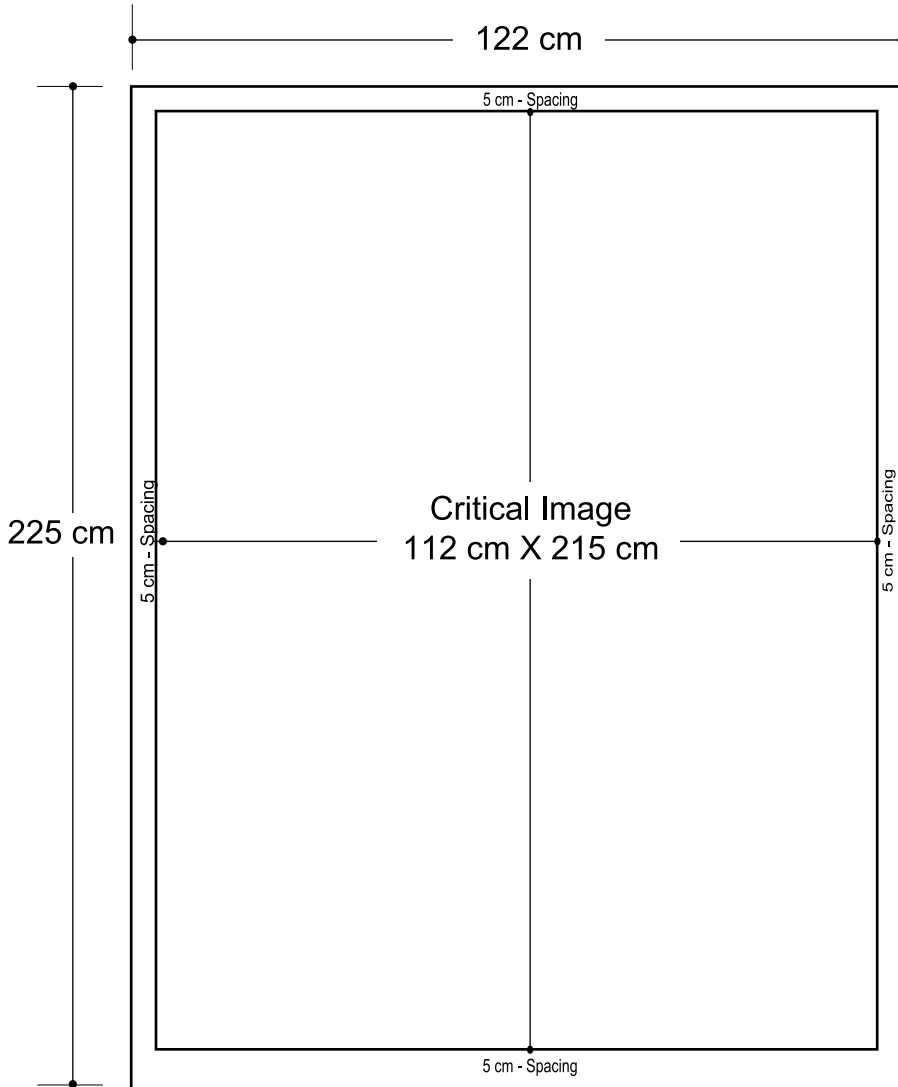
Critical images, such as text or non-background images, are **NOT** to be placed within 5cm of the edges. However, your artwork may allow non-critical images, such as background colour and images, bleed to the edges.



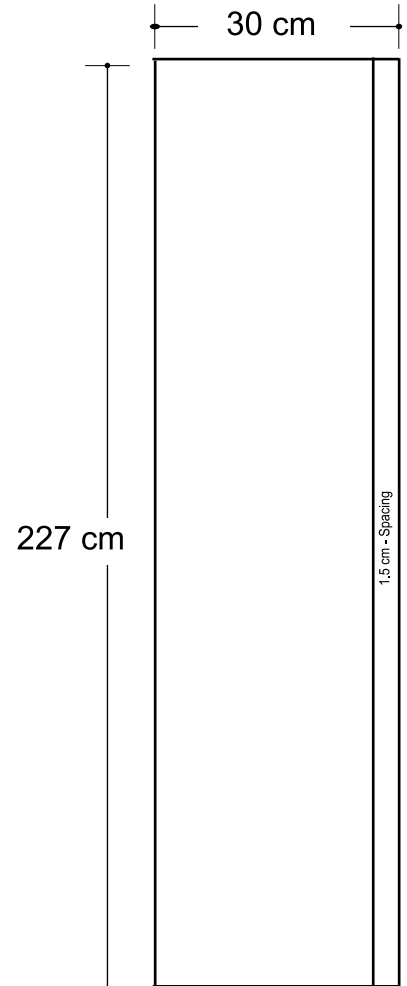
20x20 Modular System (Model#2020S01)

Graphic Specifications

Backwall - Side - QTY 2



60cm Wing
Graphic Panel
QTY 2



*Design Tips:

Limit Gradient Effects

We don't suggest you to use any gradient effect because when you look closely to the print, you will see transition lines. If you really need to use it, our acceptance level is looking from 2 meters away, the transition lines would be barely visible. Please contact us for further clarification.

5cm Border

Critical images, such as text or non-background images, are **NOT** to be placed within 5cm of the edges. However, your artwork may allow non-critical images, such as background colour and images, bleed to the edges.



20x20 Modular System (Model#2020S01)

Graphic Specifications

