


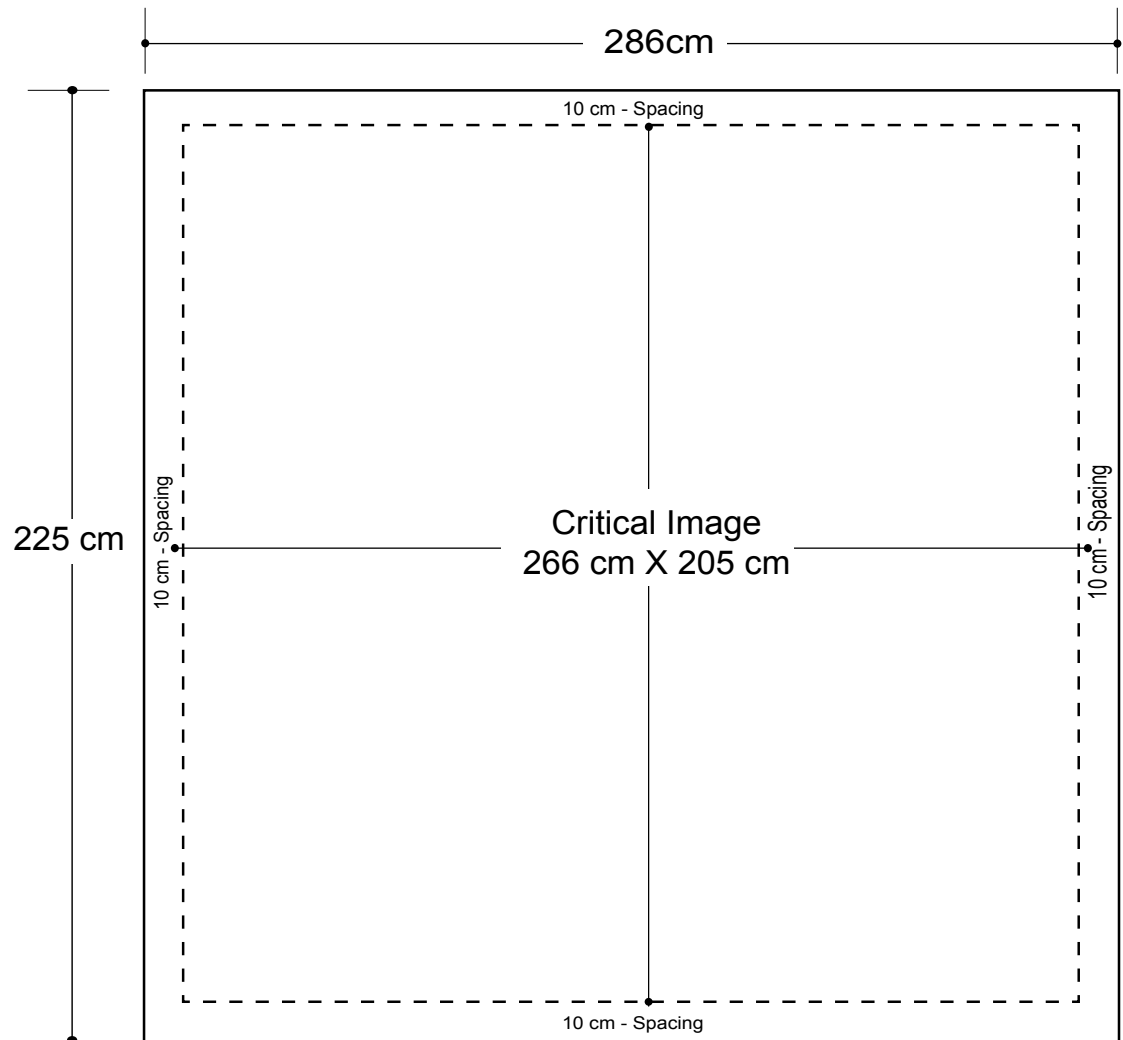
10x20 Modular System (Model#1020S09)

Graphic Specifications



- 150 dpi
- CMYK
- Actual Size
- JPEG file

Main graphic panels - QTY2



*Design Tips:

Limit Gradient Effects

We don't suggest you to use any gradient effect because when you look closely to the print, you will see transition lines. If you really need to use it, our acceptance level is looking from 2 meters away, the transition lines would be barely visible. Please contact us for further clarification.

Safe Area Spacing

Critical images, such as text or non-background images, are **NOT** to be placed within the specified spacing of the edges. However, your artwork may allow non-critical images, such as background colour and images, bleed to the edges.


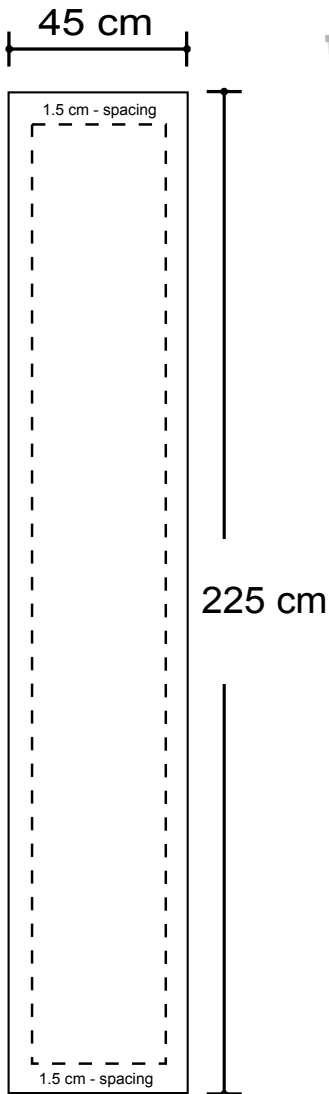


10x20 Modular System (Model#1020S09)


Graphic Specifications

Side graphic panels - QTY2

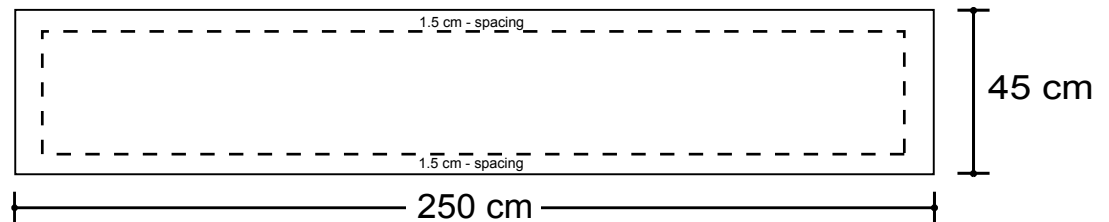
- 150 dpi
- CMYK
- Actual Size
- JPEG file



Header



Header panels - QTY1



*Design Tips:

Limit Gradient Effects

We don't suggest you to use any gradient effect because when you look closely to the print, you will see transition lines. If you really need to use it, our acceptance level is looking from 2 meters away, the transition lines would be barely visible. Please contact us for further clarification.

Safe Area Spacing


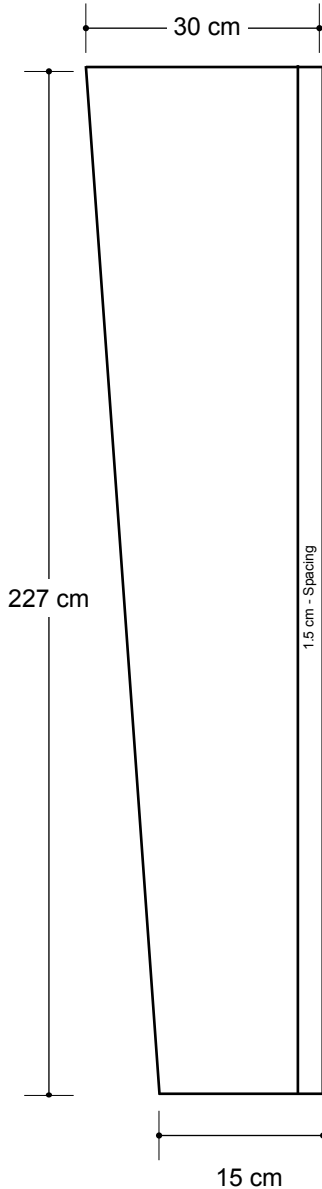
Critical images, such as text or non-background images, are **NOT** to be placed within the specified spacing of the edges. However, your artwork may allow non-critical images, such as background colour and images, bleed to the edges.



10x20 Modular System (Model#1020S09)

Graphic Specifications

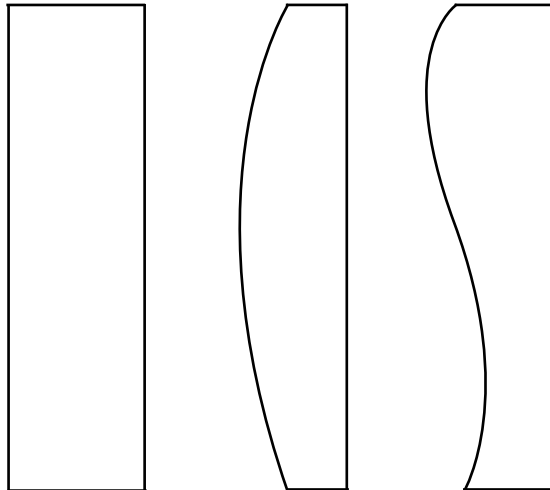
Wing graphic panels - QTY2



Wing Panels

- 150 dpi
- CMYK
- Actual Size
- JPEG file

Other Design Ideas



*Design Tips:

Limit Gradient Effects

We don't suggest you to use any gradient effect because when you look closely to the print, you will see transition lines. If you really need to use it, our acceptance level is looking from 2 meters away, the transition lines would be barely visible. Please contact us for further clarification.

Safe Area Spacing

Critical images, such as text or non-background images, are **NOT** to be placed within the specified spacing of the edges. However, your artwork may allow non-critical images, such as background colour and images, bleed to the edges.

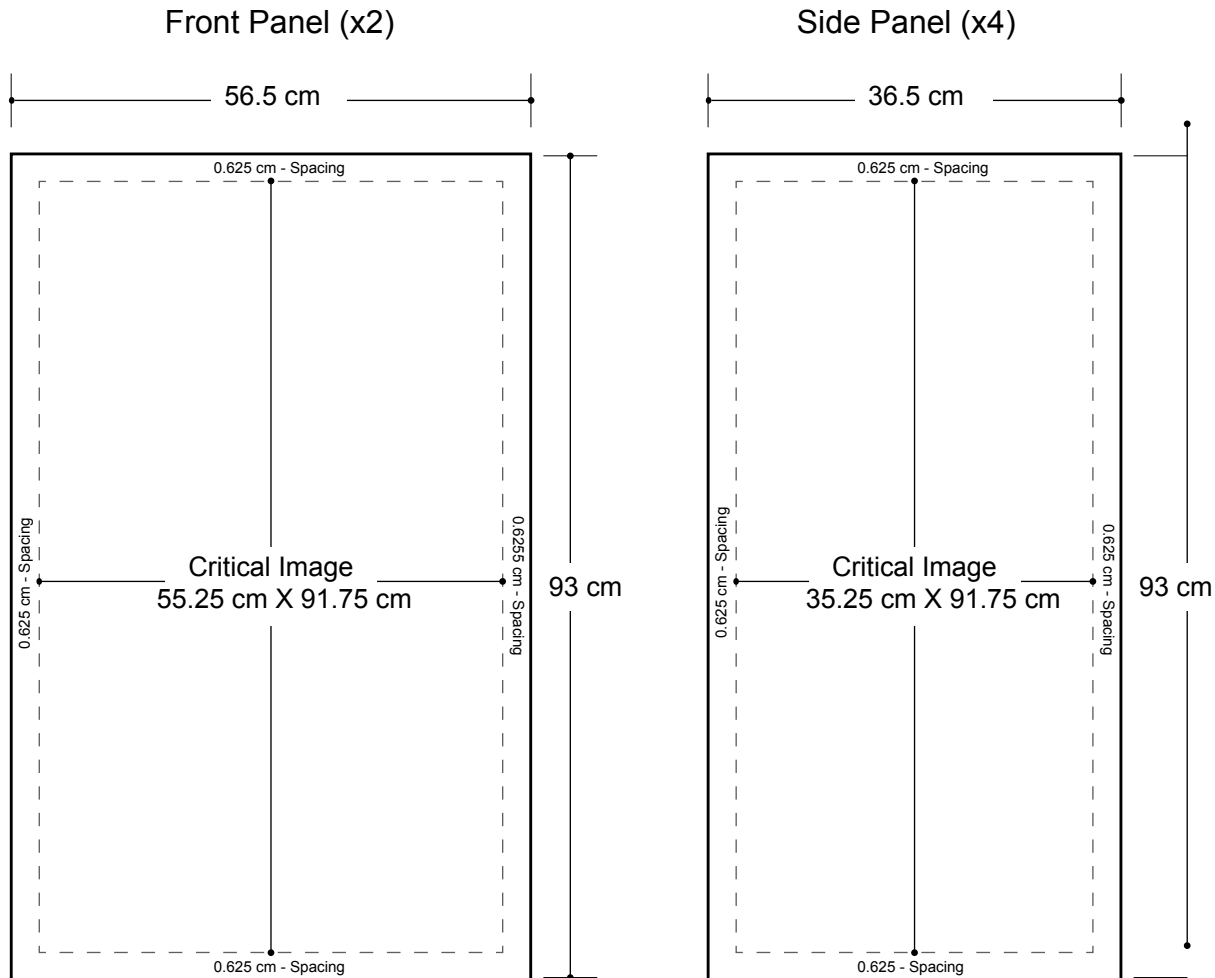


10x20 Modular System (Model#1020S09)

Graphic Specifications

Counter graphic panels (x2)

- 150 dpi
- CMYK
- Actual Size
- JPEG file



*Design Tips:

Limit Gradient Effects

We don't suggest you to use any gradient effect because when you look closely to the print, you will see transition lines. If you really need to use it, our acceptance level is looking from 2 meters away, the transition lines would be barely visible. Please contact us for further clarification.

Safe Area Spacing

Critical images, such as text or non-background images, are **NOT** to be placed within the specified spacing of the edges. However, your artwork may allow non-critical images, such as background colour and images, bleed to the edges.

