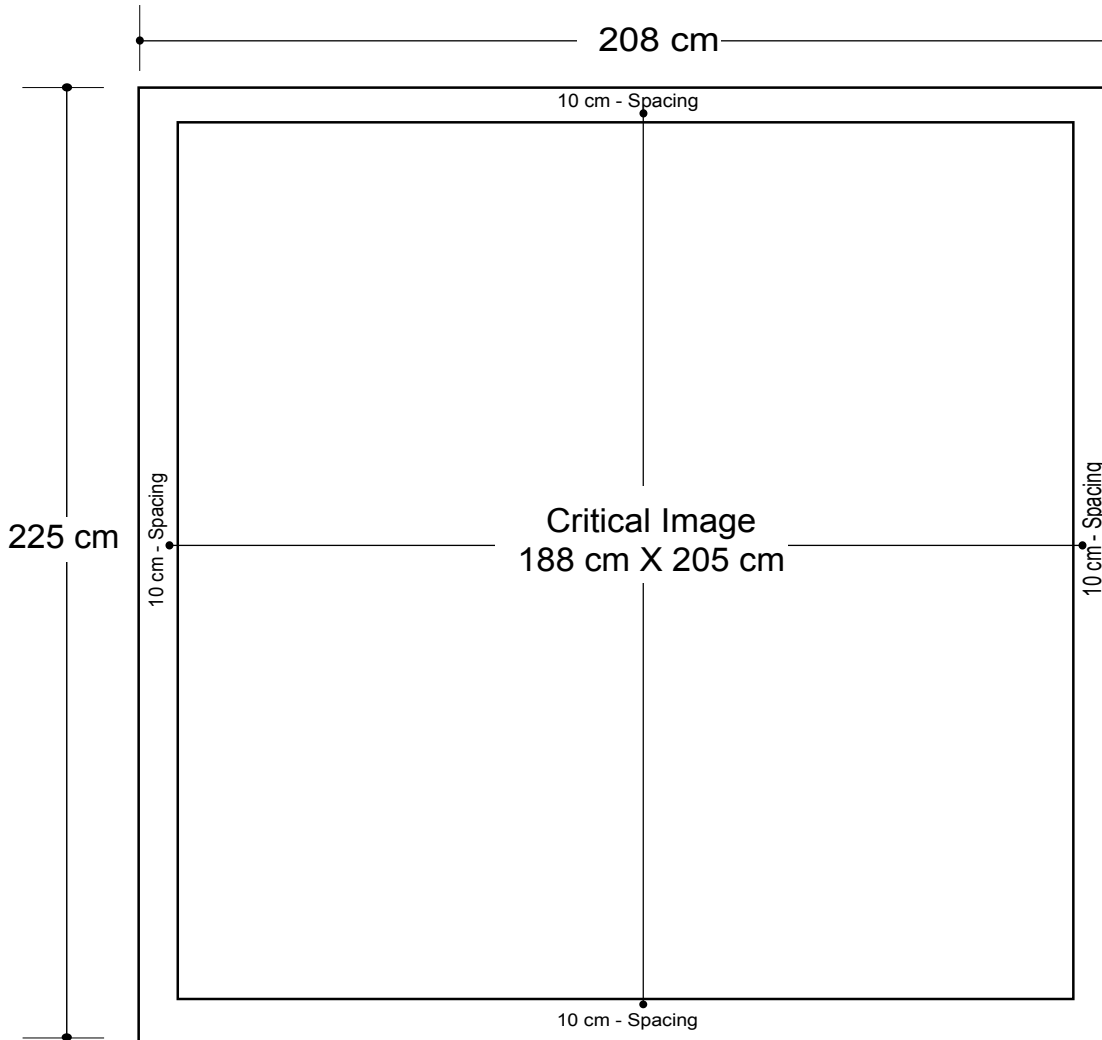



10x20 Modular System (Model#1020S08)

Graphic Specifications

Main graphic panels - QTY2



- 150 dpi
- CMYK
- Actual Size
- JPEG file



*Design Tips:

Limit Gradient Effects

We don't suggest you to use any gradient effect because when you look closely to the print, you will see transition lines. If you really need to use it, our acceptance level is looking from 2 meters away, the transition lines would be barely visible. Please contact us for further clarification.

10cm Border

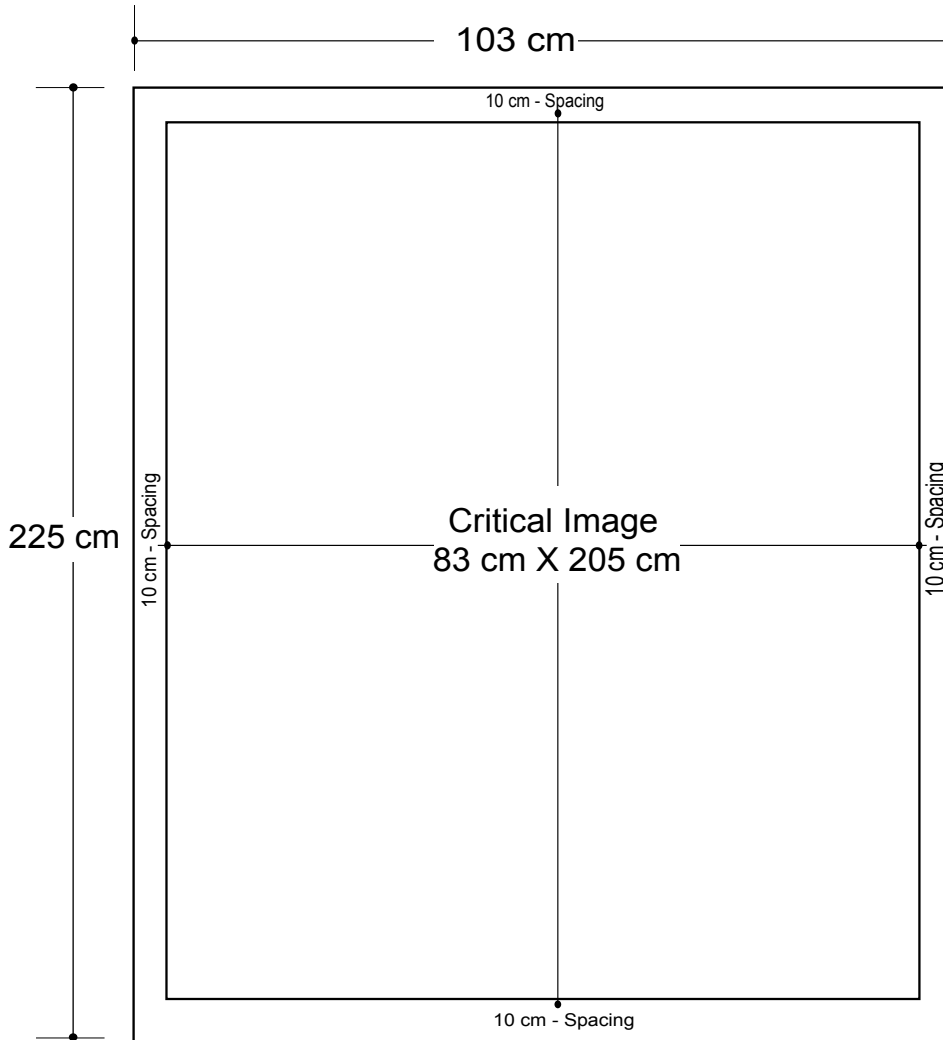
Critical images, such as text or non-background images, are **NOT** to be placed within 10cm of the edges. However, your artwork may allow non-critical images, such as background colour and images, bleed to the edges.



10x20 Modular System (Model#1020S08)

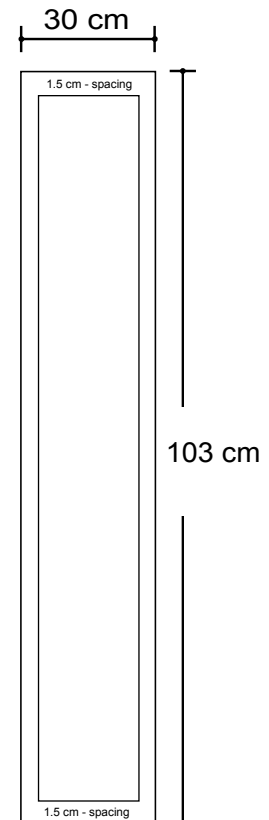
Graphic Specifications

Back & Front Mid Panel - QTY2



- 150 dpi
- CMYK
- Actual Size
- JPEG file

Main Header panels - QTY1



*Design Tips:

Limit Gradient Effects

We don't suggest you to use any gradient effect because when you look closely to the print, you will see transition lines. If you really need to use it, our acceptance level is looking from 2 meters away, the transition lines would be barely visible. Please contact us for further clarification.

10cm Border


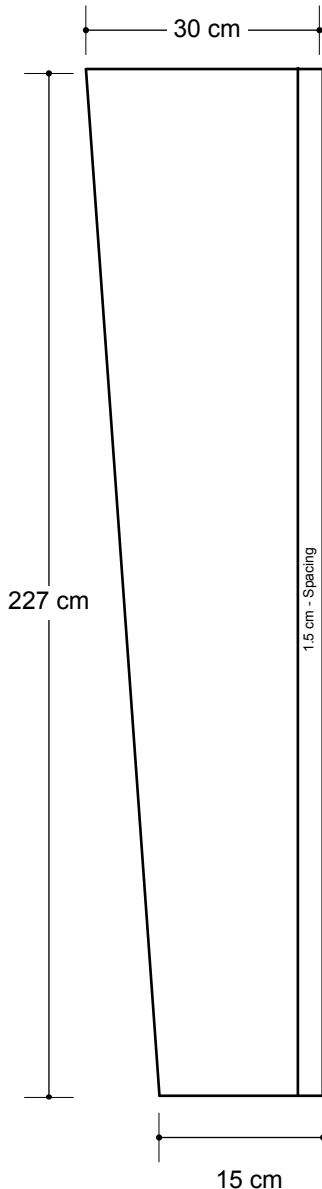
Critical images, such as text or non-background images, are **NOT** to be placed within 10cm of the edges. However, your artwork may allow non-critical images, such as background colour and images, bleed to the edges.



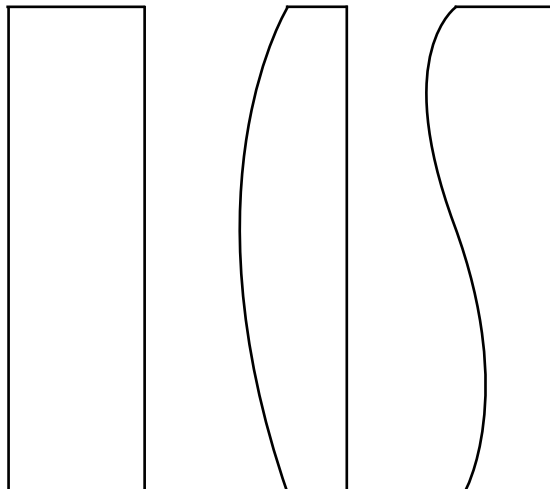
Standard Side Wings

Graphic Specifications

Wing Graphic Panel



Other Design Ideas



- 150 dpi
- CMYK
- Actual Size
- JPEG file

*Design Tips:

Limit Gradient Effects

We don't suggest you to use any gradient effect because when you look closely to the print, you will see transition lines. If you really need to use it, our acceptance level is looking from 2 meters away, the transition lines would be barely visible. Please contact us for further clarification.

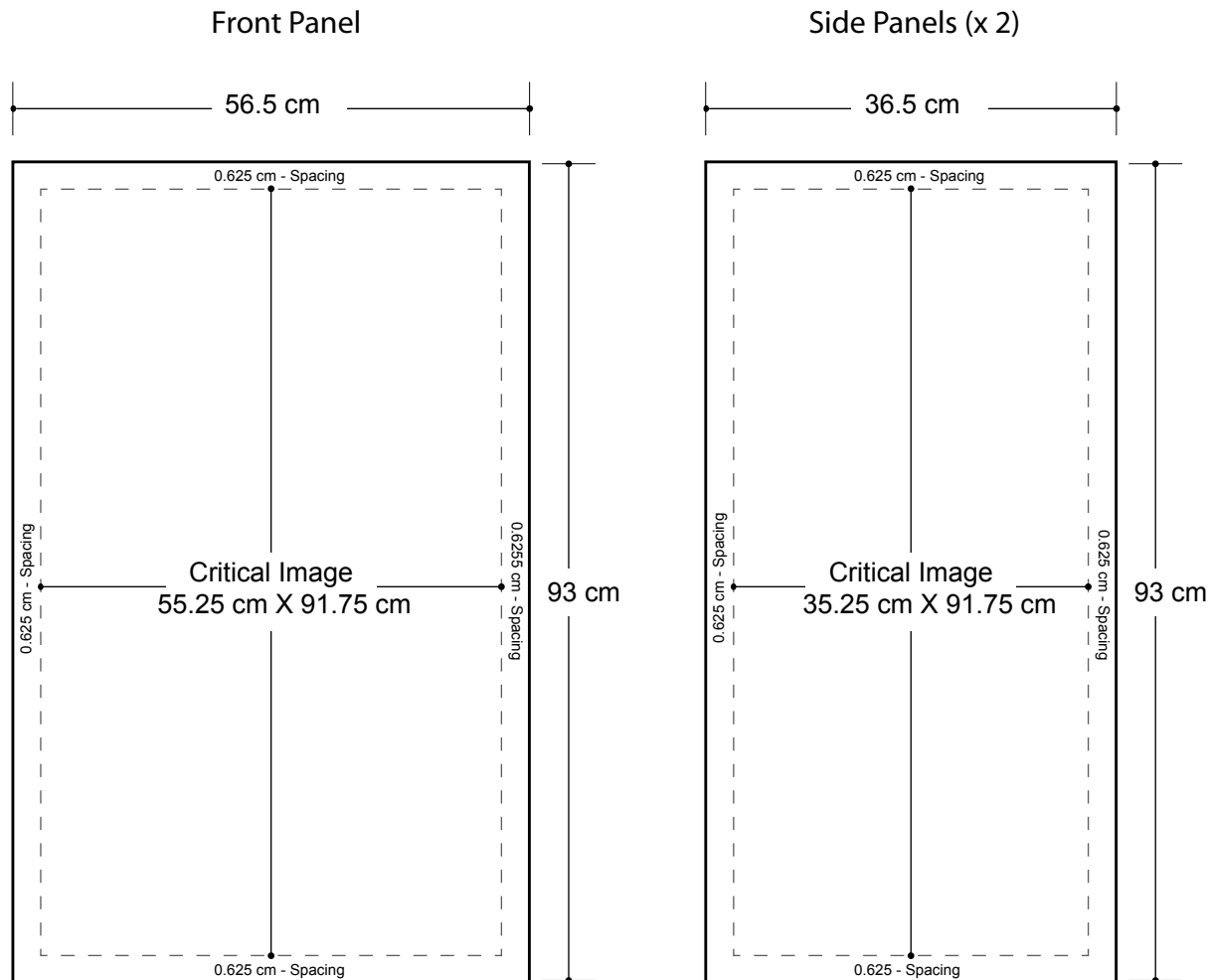
1.5cm Border

Critical images, such as text or non-background images, are **NOT** to be placed within 5cm of the edges. However, your artwork may allow non-critical images, such as background colour and images, bleed to the edges.



Modular Counter 80 (No Shelf)

Graphic Specifications



0.75 cm Border

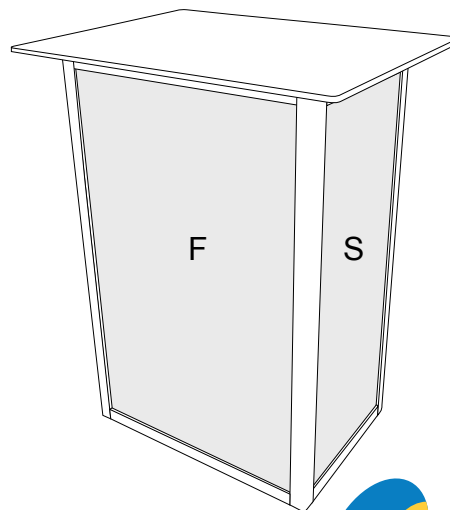
The 0.75 cm space will be slotted into the modular hardware and will not be visible.

Critical images, such as text or non-background images, are **NOT** to be placed within 5cm of the edges. However, your artwork may allow non-critical images, such as background colour and images, bleed to the edges.

*Design Tips:

Limit Gradient Effects

We don't suggest you to use any gradient effect because when you look closely to the print, you will see transition lines. If you really need to use it, our acceptance level is looking from 2 meters away, the transition lines would be barely visible. Please contact us for further clarification.

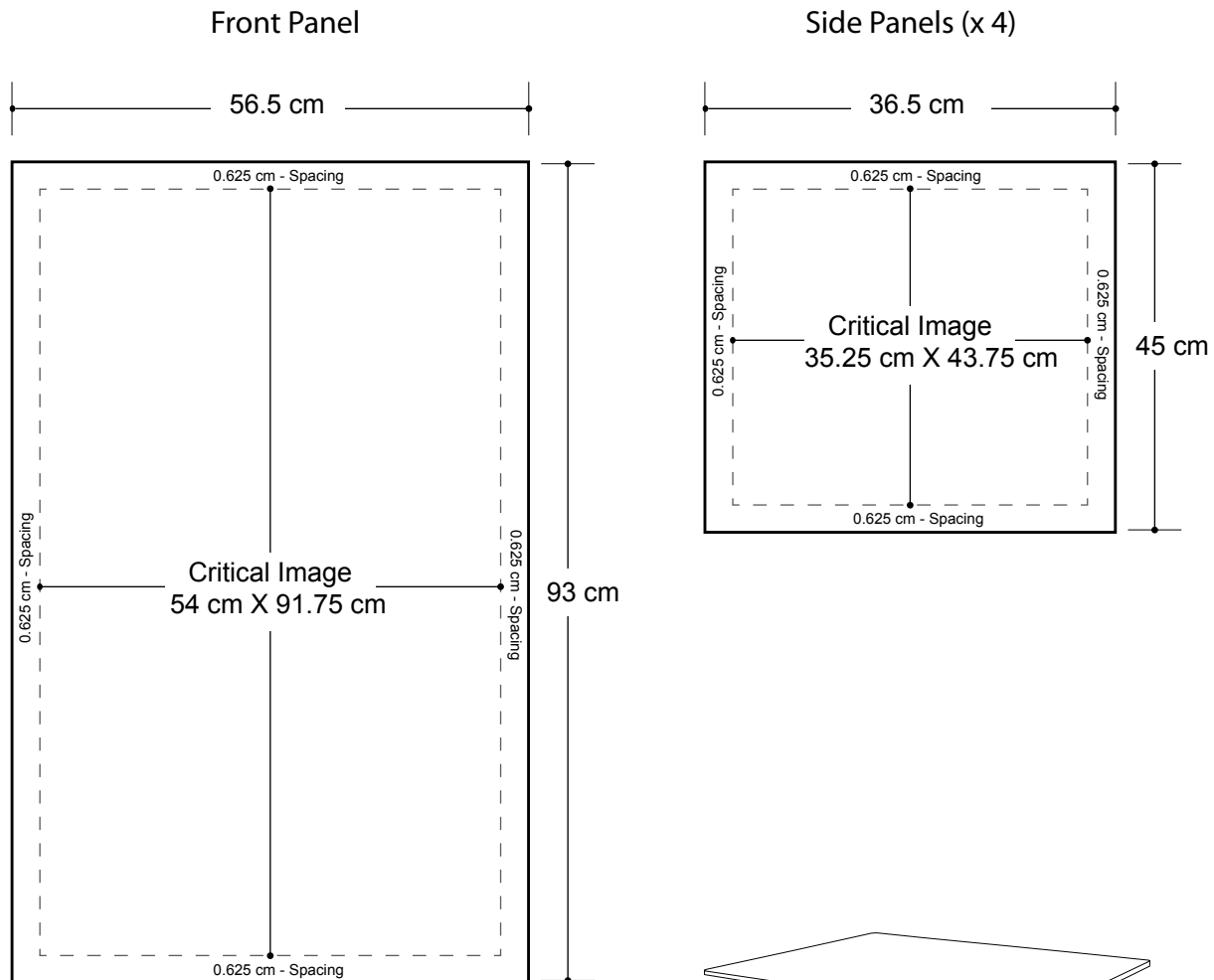


- 150 dpi
- CMYK
- Actual Size
- JPEG file



Modular Counter 80 (1 Shelf)

Graphic Specifications



0.75 cm Border

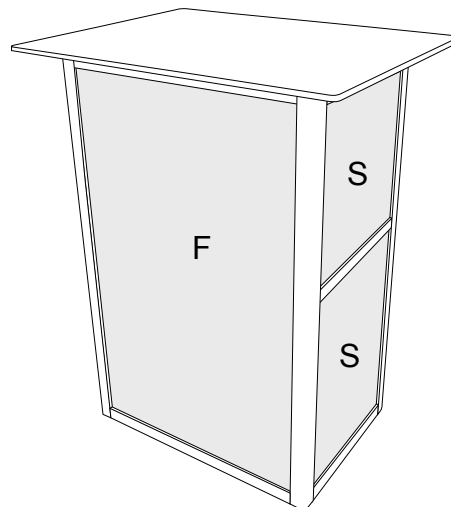
The 0.75 cm space will be slotted into the modular hardware and will not be visible.

Critical images, such as text or non-background images, are **NOT** to be placed within 5cm of the edges. However, your artwork may allow non-critical images, such as background colour and images, bleed to the edges.

*Design Tips:

Limit Gradient Effects

We don't suggest you to use any gradient effect because when you look closely to the print, you will see transition lines. If you really need to use it, our acceptance level is looking from 2 meters away, the transition lines would be barely visible. Please contact us for further clarification.

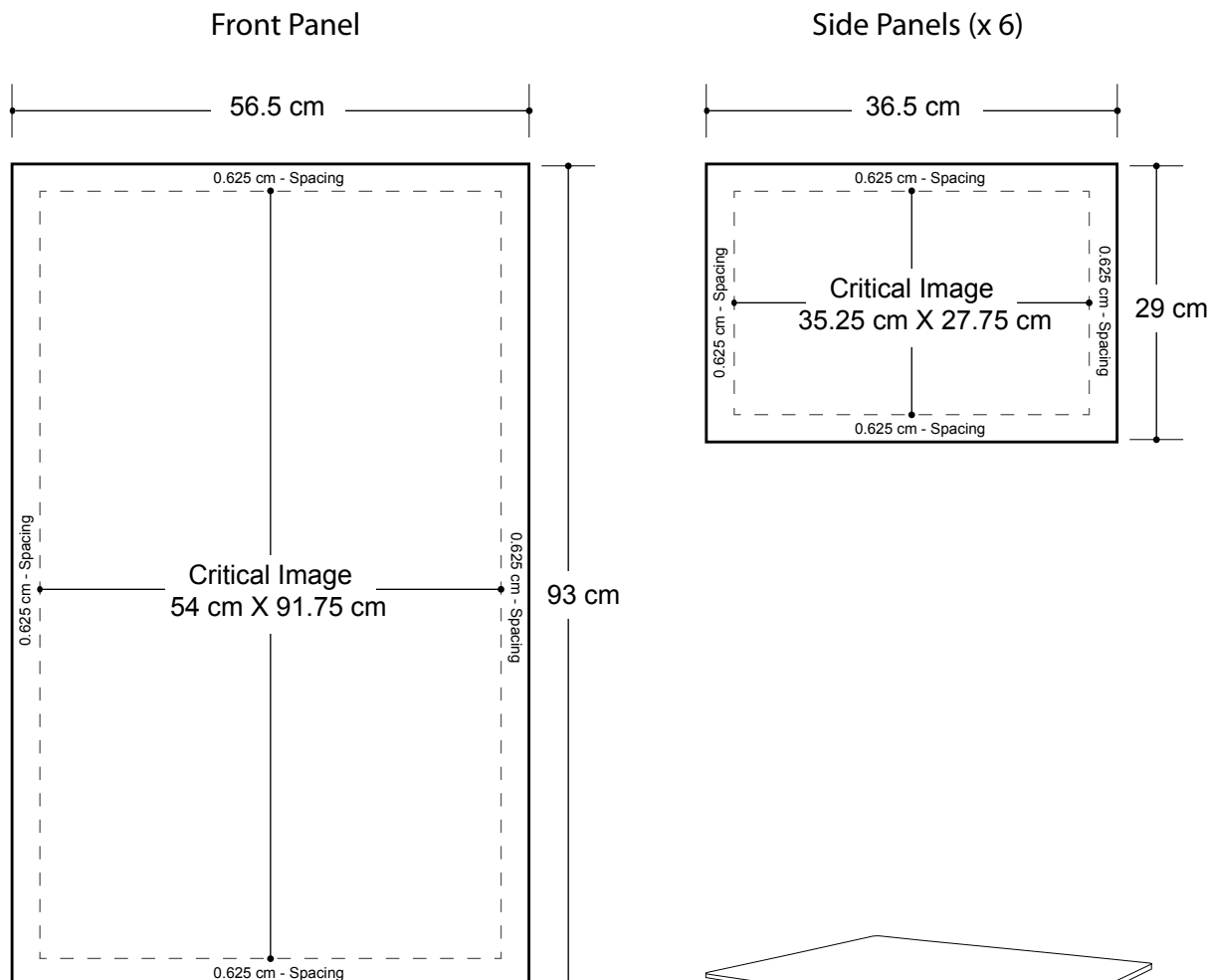


- 150 dpi
- CMYK
- Actual Size
- JPEG file



Modular Counter 80 (2 Shelves)

Graphic Specifications



0.75 cm Border

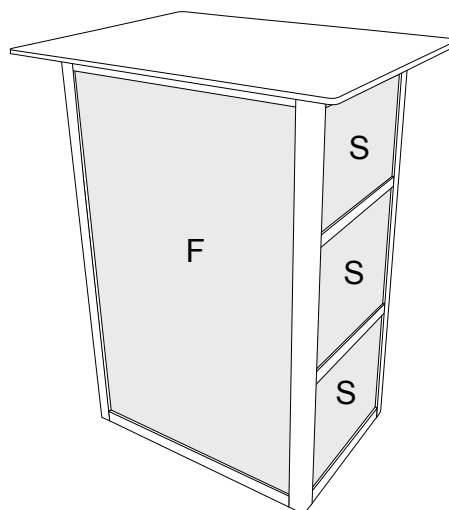
The 0.75 cm space will be slotted into the modular hardware and will not be visible.

Critical images, such as text or non-background images, are **NOT** to be placed within 5cm of the edges. However, your artwork may allow non-critical images, such as background colour and images, bleed to the edges.

*Design Tips:

Limit Gradient Effects

We don't suggest you to use any gradient effect because when you look closely to the print, you will see transition lines. If you really need to use it, our acceptance level is looking from 2 meters away, the transition lines would be barely visible. Please contact us for further clarification.

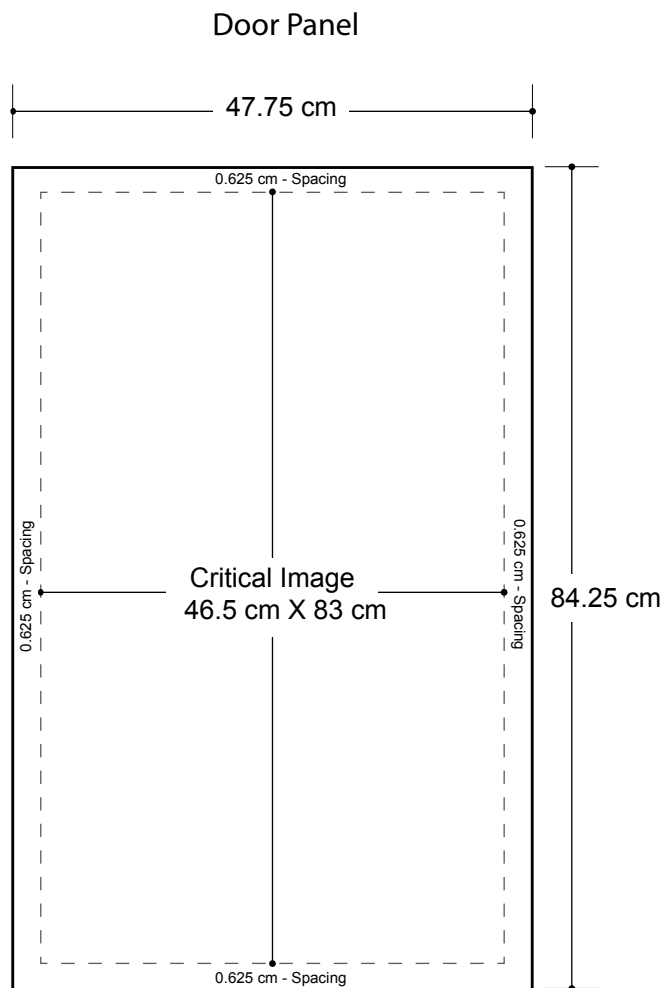


- 150 dpi
- CMYK
- Actual Size
- JPEG file



Modular Counter 80 (Door Panel)

Graphic Specifications



0.75 cm Border

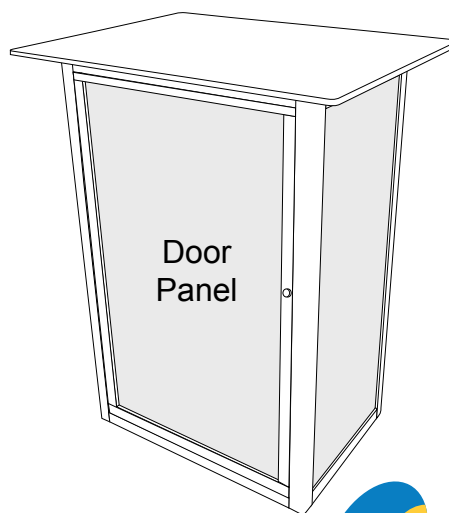
The 0.75 cm space will be slotted into the modular hardware and will not be visible.

Critical images, such as text or non-background images, are **NOT** to be placed within 5cm of the edges. However, your artwork may allow non-critical images, such as background colour and images, bleed to the edges.

*Design Tips:

Limit Gradient Effects

We don't suggest you to use any gradient effect because when you look closely to the print, you will see transition lines. If you really need to use it, our acceptance level is looking from 2 meters away, the transition lines would be barely visible. Please contact us for further clarification.



- 150 dpi
- CMYK
- Actual Size
- JPEG file

