
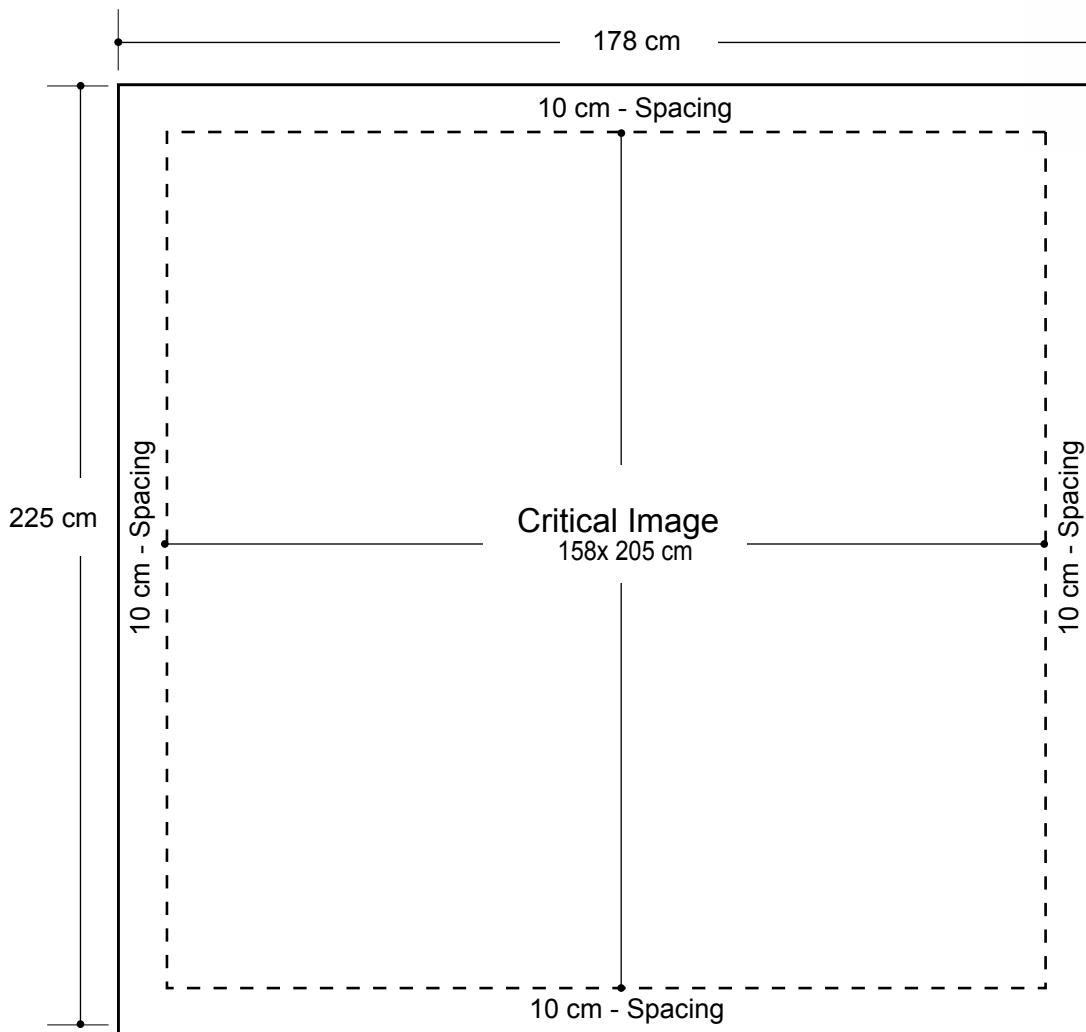


10x10 Straight with Shelves (#1010S05)

Graphic Specifications



Main Graphic Panel - QTY 1



- 150 dpi
- CMYK
- Actual Size
- JPEG file

*Design Tips:

Limit Gradient Effects

We don't suggest you to use any gradient effect because when you look closely to the print, you will see transition lines. If you really need to use it, our acceptance level is looking from 2 meters away, the transition lines would be barely visible. Please contact us for further clarification.

Safe Area Spacing

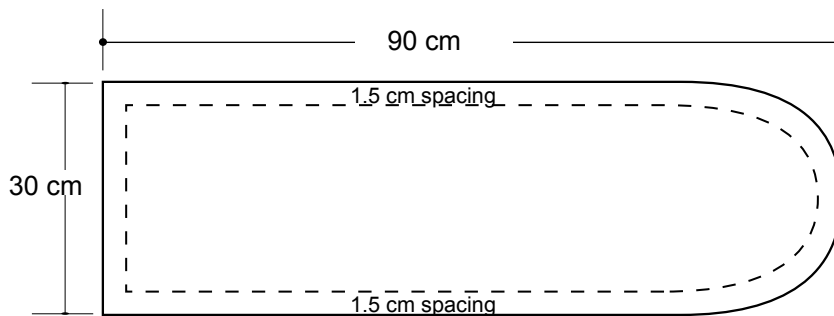
Critical images, such as text or non-background images, are **NOT** to be placed within the specified spacing of the edges. However, your artwork may allow non-critical images, such as background colour and images, bleed to the edges.



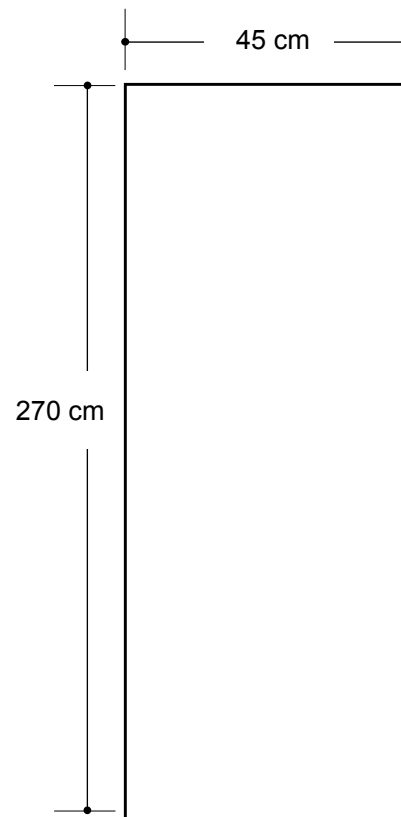
10x10 Straight with Shelves (#1010S05)

Graphic Specifications

Header Piece - QTY1



Shelf Back Panel - QTY1



*Design Tips:

Limit Gradient Effects

We don't suggest you to use any gradient effect because when you look closely to the print, you will see transition lines. If you really need to use it, our acceptance level is looking from 2 meters away, the transition lines would be barely visible. Please contact us for further clarification.

Safe Area Spacing


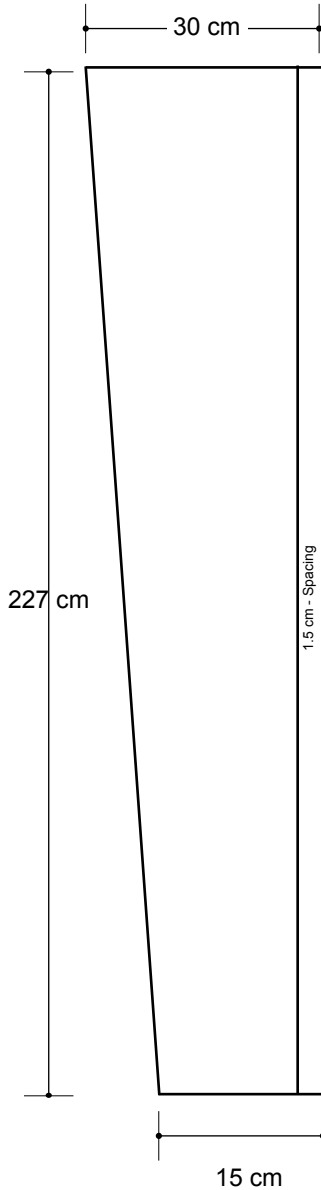
Critical images, such as text or non-background images, are **NOT** to be placed within the specified spacing of the edges. However, your artwork may allow non-critical images, such as background colour and images, bleed to the edges.



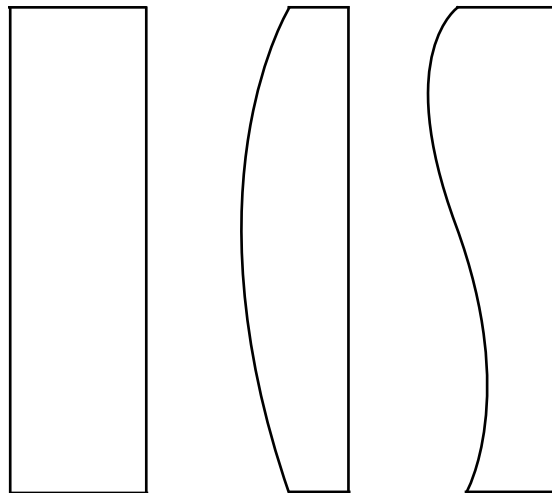
10x10 Straight with Shelves (#1010S05)

Graphic Specifications

Wing Graphic Panel - QTY1



Other Design Ideas



- 150 dpi
- CMYK
- Actual Size
- JPEG file

*Design Tips:

Limit Gradient Effects

We don't suggest you to use any gradient effect because when you look closely to the print, you will see transition lines. If you really need to use it, our acceptance level is looking from 2 meters away, the transition lines would be barely visible. Please contact us for further clarification.

Safe Area Spacing

Critical images, such as text or non-background images, are **NOT** to be placed within the specified spacing of the edges. However, your artwork may allow non-critical images, such as background colour and images, bleed to the edges.

